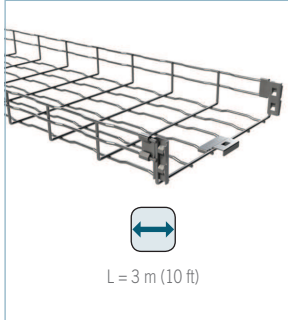
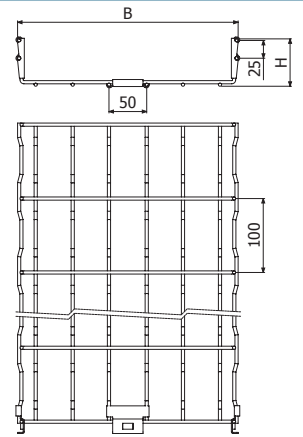




**BF2R H65**



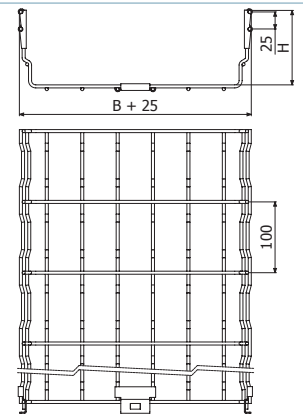
|             | B   |      | H  |      |   | ZN     |      |
|-------------|-----|------|----|------|---|--------|------|
|             | mm  | inch | mm | inch |   | REF.   | kg/m |
| BF2R 60X65  | 60  | 2"   | 65 | 2"   | 0 | 2/7389 | 0,54 |
| BF2R 100X65 | 100 | 4"   | 65 | 2"   | 0 | 2/7248 | 0,79 |
| BF2R 150X65 | 150 | 6"   | 65 | 2"   | 0 | 2/7249 | 0,84 |
| BF2R 200X65 | 200 | 8"   | 65 | 2"   | 0 | 2/7250 | 1,09 |
| BF2R 300X65 | 300 | 12"  | 65 | 2"   | 1 | 2/7251 | 1,60 |
| BF2R 400X65 | 400 | 16"  | 65 | 2"   | 1 | 2/7394 | 1,94 |
| BF2R 500X65 | 500 | 20"  | 65 | 2"   | 2 | 2/7395 | 2,72 |
| BF2R 600X65 | 600 | 24"  | 65 | 2"   | 2 | 2/7396 | 3,13 |




**BF2R H105**



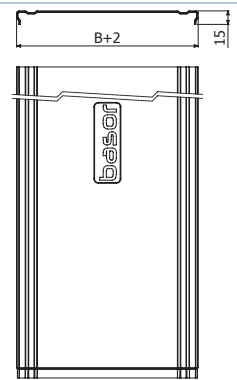
|              | B   |      | H   |      |   | ZN     |      |
|--------------|-----|------|-----|------|---|--------|------|
|              | mm  | inch | mm  | inch |   | REF.   | kg/m |
| BF2R 200X105 | 200 | 8"   | 105 | 4"   | 0 | 2/7397 | 1,59 |
| BF2R 300X105 | 300 | 12"  | 105 | 4"   | 1 | 2/7398 | 1,93 |
| BF2R 400X105 | 400 | 16"  | 105 | 4"   | 1 | 2/7399 | 2,71 |
| BF2R 500X105 | 500 | 20"  | 105 | 4"   | 2 | 2/7400 | 3,12 |
| BF2R 600X105 | 600 | 24"  | 105 | 4"   | 2 | 2/7401 | 3,53 |



**TERE (BF2R H65)**



|          | B   |      | GS     |      |
|----------|-----|------|--------|------|
|          | mm  | inch | REF.   | kg/m |
| TERE 100 | 100 | 4"   | 2/1312 | 0,55 |
| TERE 150 | 150 | 6"   | 2/1313 | 0,76 |
| TERE 200 | 200 | 8"   | 2/1314 | 0,98 |
| TERE 300 | 300 | 12"  | 2/1316 | 1,55 |
| TERE 400 | 400 | 16"  | 2/1317 | 2,19 |
| TERE 500 | 500 | 20"  | 2/1318 | 3,11 |
| TERE 600 | 600 | 24"  | 2/1319 | 3,95 |



**TE-BFR (BF2R H105)**



|            | B   |      | GS     |      |
|------------|-----|------|--------|------|
|            | mm  | inch | REF.   | kg/m |
| TE-BFR 100 | 100 | 4"   | 2/8811 | 1,81 |
| TE-BFR 150 | 150 | 6"   | 2/8812 | 1,09 |
| TE-BFR 200 | 200 | 8"   | 2/8813 | 1,37 |
| TE-BFR 300 | 300 | 12"  | 2/8814 | 2,21 |
| TE-BFR 400 | 400 | 16"  | 2/8815 | 2,85 |
| TE-BFR 500 | 500 | 20"  | 2/8816 | 4,36 |
| TE-BFR 600 | 600 | 24"  | 2/8817 | 5,16 |

