

10A POWER RELAYS KH-102 SERIES



CLASSIFICATION

KH - 102 - 2C L - 110VAC

① Contacts	2C	2a+2b contact
	3C	3a+3b contact
② Indicator	none	no indicator
	L	LED
③ Coil Ratings	See 'Coil ratings'	

Coil Ratings

Rated Voltage	Rated Current		Coil Resistance	Must Operate Voltage	Must Release Voltage	Max. Voltage	Power Consumption	
	50Hz	60Hz					50Hz	60Hz
AC	6	490	420	80% Max.	30% min.	110%	3VA	2.5VA
	12	245	210					
	24	121	105					
	50	58	50					
	110	27	23					
	220	13.3	11.5					
	230	12.7	11					
240	12.1	10.5	8,300					
DC	6	240		25	15% min.		1.5W	
	12	120		100				
	24	60		400				
	48	30		1,600				
	110	13		8,460				

Contact Ratings

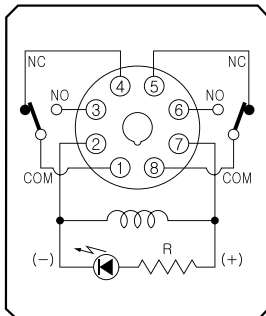
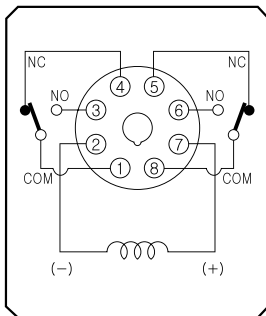
Item	Resistive Load ($\cos \Theta = 1$)	Inductive Load	
		($\cos \Theta = 0.4$)	L/R=7ms
Rated Load	110VAC 10A 220VAC 7A 24VDC 7A	110VAC 7.5A 220VAC 5A	24VDC 7.5A
Carry Current	10A		
Max. switching Voltage	AC: 1,650VA DC: 240W	AC: 1,100VA DC: 225W	
Max. switching current	10A		

Specification

Contact Resistance	30mΩ Max.
Operate Time	25 ms Ma.
Release Time	25 ms Max.
Max. Operating Frequency	1,800 operations/hr
Insulation Resistance	100MΩ min.(at 500VDC)
Dielectric Strength	1,500VAC(50/60Hz) for 1 minutes
Vibration Resistance	0~6G, 55Hz Max.
Shock Resistance	10G
Materials	Cover: PC; Base: PBT glass; Coil: Polyurethan coated copper wire pring: stainless steel wire; Movable plate: PBS + phosphor bronze Terminal: brass
Endurance	Mechanical: 50,000,000 operations Electrical: 500,000 operations
Ambient Temperature	-5~+40
Ambient Humidity	45~85% RH
Weight	KH-102-2C: 81g KH-102-3C: 91g

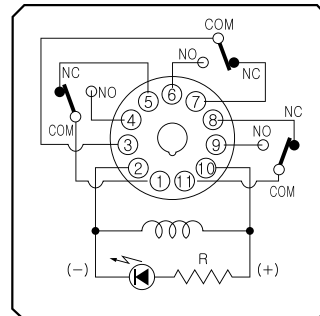
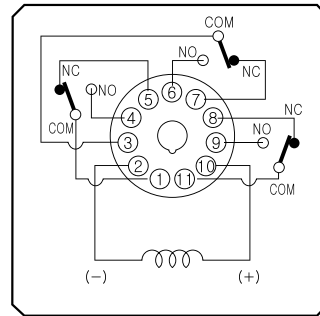
Wiring Diagram

KH-102-2C



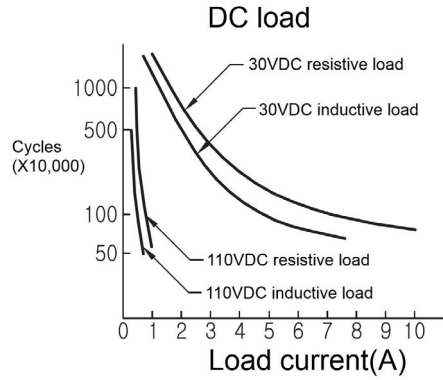
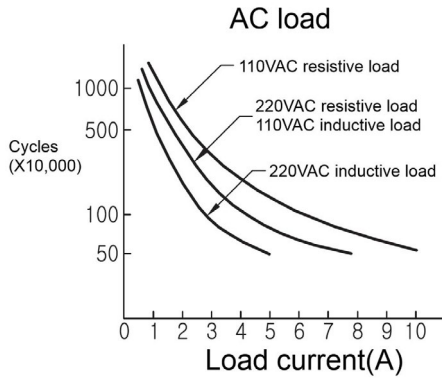
LED type

KH-102-3C



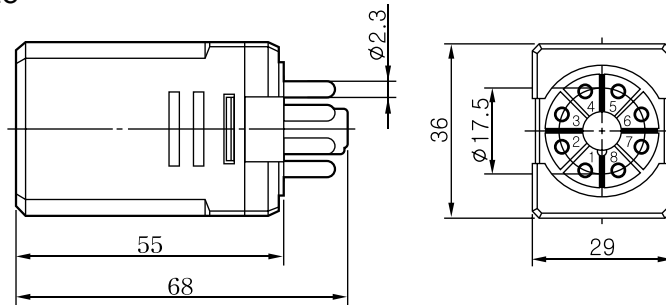
LED 內裝形

Curves electrical lifetime

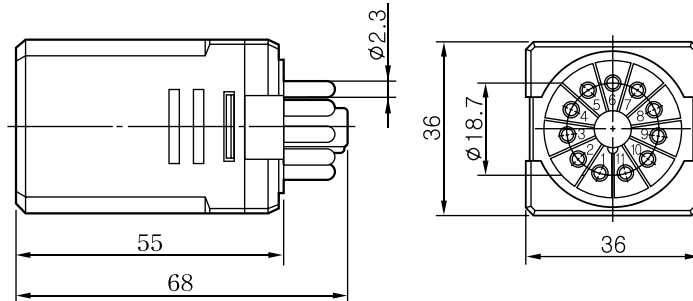


Dimensions

KH-102-2C



KH-102-3C



SQUARE LIGHT

TOWER LIGHT

BUZZER

TIMER & COUNTER

RELAY

SOCKETS

TERMINAL BLOCKS

CONTROL BOX