

Magnetic Buzzers



B2NB Series PRODUCT MANUAL

For your safety, read and follow the considerations written in the instruction manual, other manuals and Autonics website.

The specifications, dimensions, etc. are subject to change without notice for product improvement. Some models may be discontinued without notice.

Features

- Clear and loud sound : up to 87 ±10 dB (at 0.1m)
- Select between continuous or intermittent sound settings
- Mounting hole : Ø22/25 mm / Panel thickness: 6 mm

Safety Considerations

- Observe all 'Safety Considerations' for safe and proper operation to avoid hazards.
- ⚠ symbol indicates caution due to special circumstances in which hazards may occur.

⚠ Warning Failure to follow instructions may result in serious injury or death.

- 01. Fail-safe device must be installed when using the unit with machinery that may cause serious injury or substantial economic loss. (e.g. nuclear power control, medical equipment, ships, vehicles, railways, aircraft, combustion apparatus, safety equipment, crime/disaster prevention devices, etc.)**
Failure to follow this instruction may result in personal injury, economic loss or fire.
- 02. Do not use or store the unit in the place where flammable/explosive/corrosive gas, high humidity, direct sunlight, radiant heat, vibration, impact, or salinity may be present.**
Failure to follow this instruction may result in explosion or fire.
- 03. Do not disassemble or modify the unit.**
Failure to follow this instruction may result in fire.
- 04. Do not connect, repair, or inspect the unit while connected to a power source.**
Failure to follow this instruction may result in fire.
- 05. Check 'Connections' before wiring.**
Failure to follow this instruction may result in fire.
- 06. Do not use this unit close to ears.**
Failure to follow this instruction may result in injury.

⚠ Caution Failure to follow instructions may result in injury or product damage.

- 01. This unit shall not be used outdoors.**
Failure to follow this instruction may result in shortening the life cycle of the product or electric shock.
- 02. Use the unit within the rated specifications.**
Failure to follow this instruction may result in fire or product damage.
- 03. Use a dry cloth to clean the unit, and do not use water or organic solvent.**
Failure to follow this instruction may result in fire.
- 04. Do not supply power without load.**
Failure to follow this instruction may result in fire or product damage.

Cautions during Use

- Use this unit within the rated temperature and humidity.
- Do not tighten the nut with excessive force.
- Maintain voltage fluctuations in the power supply within specified range.
- Do not use this unit at below places.
 - Place where there is severe vibration or impact
 - Place where strong alkalis or acids are used
 - Place where there are direct ray of the sun
 - Place where strong magnetic field or electric noise are generated
- This unit may be used in the following environments.
 - Indoors (in the environment condition rated in 'Specifications')
 - Altitude max. 2,000 m
 - Pollution degree 2
 - Installation Category II

Ordering Information

This is only for reference, the actual product does not support all combinations.
For selecting the specified model, follow the Autonics website.

B2NB - ① ② - ③

① Sound type

B1: Mixed (Continuous sound / intermittent sound)

② Power supply

D: 12 -24 VDC=

③ Operation indicator


No mark: Green

R: Red

Product Components

- Product
- Instruction manual

Specifications

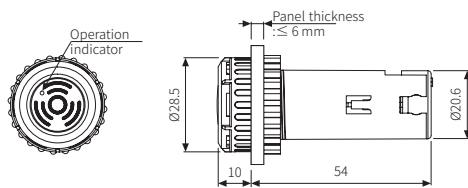
Model	B2NB-B1D	B2NB-B1D-R
Power supply	12 - 24 VDC=	
Permissible voltage range	90 to 110 % of rated voltage	
Power consumption	≤ 1.5 W	
Sound pressure	12 VDC=: 88 ± 12 dB (distance: 0.1 m) 24 VDC=: 93 ± 12 dB (distance: 0.1 m)	
Sound type	Continuous sound, Intermittent sound ⁰¹⁾	
Mounting hole	Ø 22/25 mm compatible	
Operation indicator	Green	Red
Insulation resistance	≥ 50 MΩ (500 VDC= megger)	
Dielectric strength	Between the charging part and the case: 1,000 VAC~ 50/60 Hz for 1 min	
Vibration	0.75 mm amplitude at frequency of 10 to 55 Hz in each X, Y, Z direction for 1 hour	
Shock	500 m/s ² (≈ 50 G) in each X, Y, Z direction for 3 times	
Ambient temperature	-15 to 55 °C, storage: -25 to 65 °C (no freezing or condensation)	
Ambient humidity	35 to 85 %RH, storage: 35 to 85 %RH (no freezing or condensation)	
Protection structure	IP30 (front)	
Material	Body: PA6, Cap: PC	
Tightening torque	0.4 to 0.6 N m	
Certification	CE  ENEC	
Unit weight (packaged) ⁰²⁾	≈ 14 g (≈ 214 g)	

01) Jumper pin attached: intermittent sound (beep - beep -), Jumper pin removed: continuous sound (beep ---)

02) It is weight per product. The weight in parentheses is for 10 packing units including packing materials.

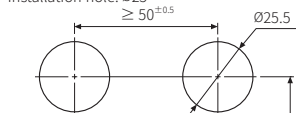
Dimensions

- Unit: mm, For the detailed drawings, follow the Autonics website.

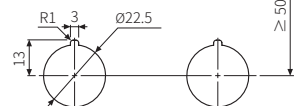


■ Panel cut-out

Installation hole: Ø25



Installation hole: Ø22



Setting Buzzer Type

- Remove the bottom cover from the buzzer.
- Jumper pin attached: intermittent sound (beep-, beep-)
jumper pin removed: continuous sound (beep ----).
- Remove the jumper pin using a flat-head (-) screwdriver.